

Steel Knock Down Ladder & Cage


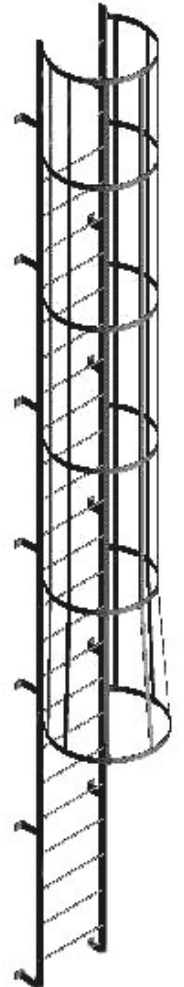
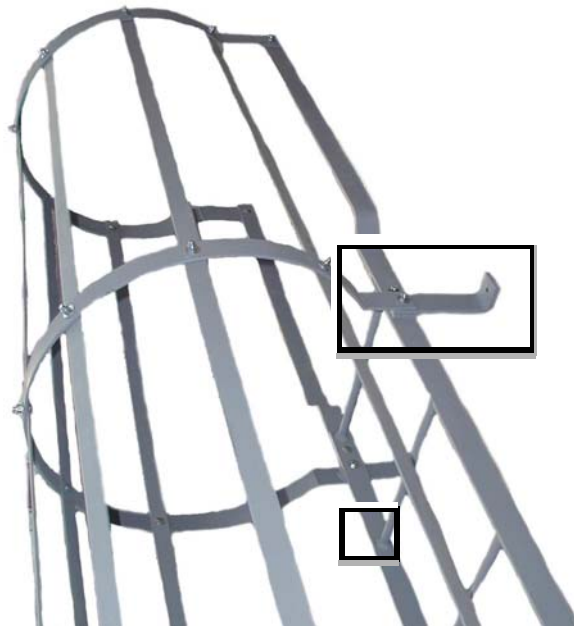
Safety Every Step of the Way

Safety, Quality and Economy

Heavy-duty, knock down ladders with cages provide you with the most economical way to provide safe access. The bolt-together, sectional design saves you in **reduced freight charges** versus an all-welded design. Available in a variety of finishes. Units are manufactured to meet and/or exceed applicable OSHA and/or ANSI standards as we interpret them

Features and Benefits

- **Bolt-together, sectional design ships flat for reduced freight charges and reduced shipping damage.**
- Steel ladders are finished in prime gray. Other finishes available upon request.
- Side rails are 3/8 thick by 2" wide with pre-drilled holes for quick and easy assembly.
- Ladders are rated for 300 lbs.
- **We can customize for you:**
 - Bolt-together ladders are available without cages.
 - Ladders & cages can be supplied as 1-piece welded.
 - Available Pre-Assembled.
 - Available in Aluminum
 - Call for more information.



- Mounting Brackets provide 7" clearance per OSHA specifications.
- 3/4" diameter slip-resistant rungs.
- Each ladder comes with detailed instructions for simple assembly.



Ask about our other products: Firm-Grip™ Gratings ♦ Industrial Work Platforms ♦ Truck & Trailer Access Products



BUSTIN INDUSTRIAL PRODUCTS, Inc.

www.bustin-usa.com

info@bustin-usa.com

Tollfree: (800) 933-5166

Phone: (570) 424-6500

FAX: (570) 424-6453

ISO 9001 REGISTERED COMPANY